

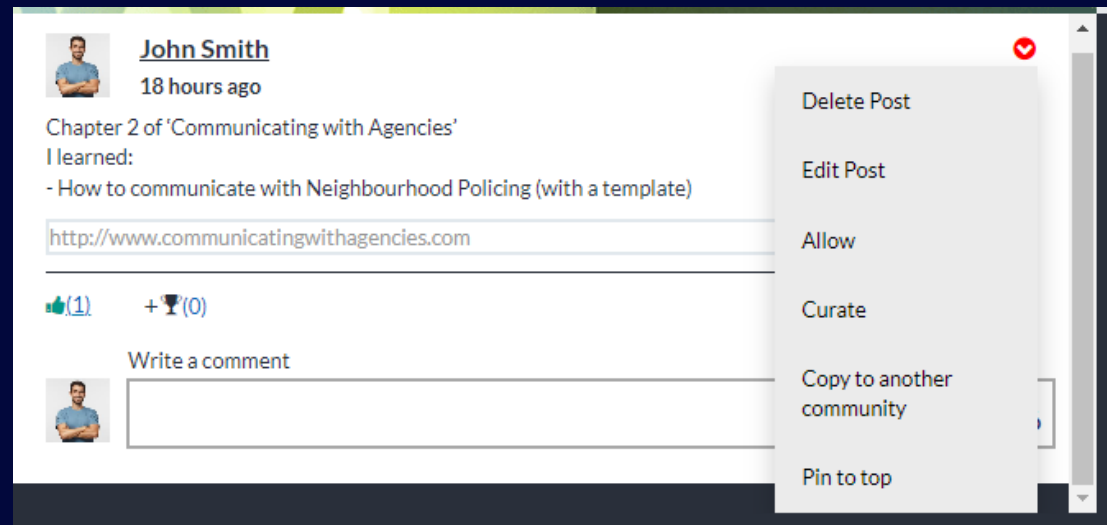
tessello

Moderating Content



Reported Comments

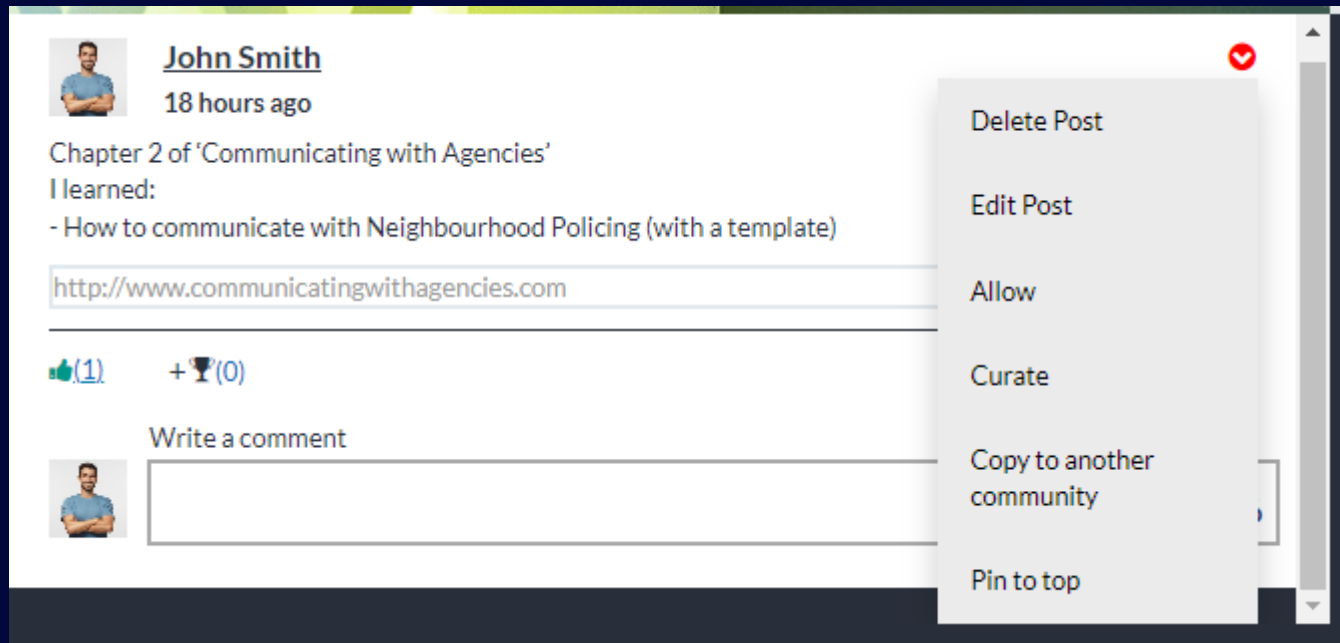
Any learner can report community comments. As soon as an item is reported it is removed from view. If you have been assigned Moderator permissions, you will see an extra button in your Communities which allows you to view the reported comments. You'll find it in the left-hand column.




You can then click the red dropdown arrow on the reported comment and choose to 'Allow' the item or Remove it.

Deleting Shared Comments

Moderators are also able to delete comments added to posts immediately. Just click on the dropdown arrow next to the post comment and select Delete.



The screenshot shows a social media post by John Smith, posted 18 hours ago. The post content includes the text "Chapter 2 of 'Communicating with Agencies' I learned: - How to communicate with Neighbourhood Policing (with a template)" and a link to "http://www.communicatingwithagencies.com". Below the post, there is a comment section with a "Write a comment" prompt and a text input field. A dropdown menu is open on the right side of the post, displaying several moderation options: "Delete Post", "Edit Post", "Allow", "Curate", "Copy to another community", and "Pin to top". A red checkmark icon is visible in the top right corner of the post area.



If you are experiencing any difficulties with moderation, please contact your administrator.

Capita



tessello